

INTERNATIONAL ARRIVAL PROCESS FOR OFWS AT NINOY AQUINO INTERNATIONAL AIRPORT EFFECTIVE 1 FEBRUARY 2021

1. From the point of origin, you are required to register to E-CIF to secure a unique QR Code.




For Land-Based OFWs:

<https://c19.redcross.org.ph/arriving-passengers>

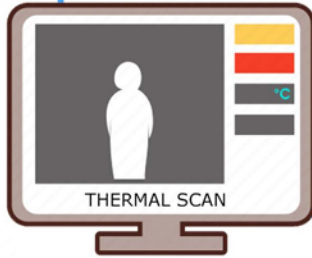


For Sea-Based OFWs:


<https://ecif.firstaide.ph/#/>



2. Bureau of Quarantine (BOQ) collects the accomplished health declaration form to all passengers. BOQ medical officer and staffs evaluates arriving ROFs for any signs of infection declared as Public Health of International concern (PHEIC) like COVID-19 through thermal scanning, Health Declaration Checklist (HDC) review and physical examination



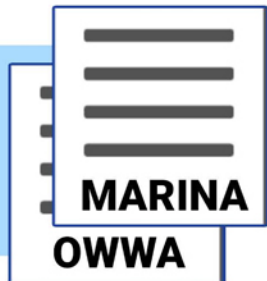
3. Briefing on health and safety protocols upon arrival at NAIA by Philippine Coast Guard (PCG). Secure and fill-out OWWA Project Care Form.



4. Proceed to Bureau of Immigration (BI) for clearance prior to baggage claim and customs inspection



5. Proceed to the Overseas Workers Welfare Administration (OWWA) arrival counter and submit the Project Care Form. For seafarers, proceed to Maritime Industry Authority (MARINA) Help Desk.



INTERNATIONAL ARRIVAL PROCESS FOR OFWS AT NINOY AQUINO INTERNATIONAL AIRPORT EFFECTIVE 1 FEBRUARY 2021

6. For land-based OFWs, your accommodation will be provided free of charge by OWWA. For sea-based OFWs, your Local Manning Agency (LMA) will arrange for your quarantine hotel facility. Note that your date of arrival is Day 1.



7. Board designated OWWA buses to your assigned quarantine hotel facilities and observe strict quarantine procedure.


8. On Day 6, PCG will conduct the RT-PCR swab test at the quarantine hotel facility. Continue observing strict quarantine procedure while waiting for results.



9. Upon receipt of negative RT-PCR result via email, expect to receive the BOQ Health Certificate indicating actual number of days on quarantine.



10. Wait for advice and prepare to leave the hotel using OWWA assigned buses. For sea-based OFWs, your LMA will arrange for your transportation to PITX or NAIA Terminal 2.



11. For Luzon bound, proceed to PITX in Parañaque and for Visayas and Mindanao bound including Palawan proceed to NAIA PAL Terminal 2 for processing.




INTERNATIONAL ARRIVAL PROCESS FOR OFWS AT NINOY AQUINO INTERNATIONAL AIRPORT EFFECTIVE 1 FEBRUARY 2021



12. Fill-out necessary forms and wait for check-in announcement.

13. Proceed to pre-departure area and wait for boarding announcement.



14. Upon arrival at terminal of destination, report to RTF/PTF/OWWA Station or LGU for accounting and instructions.



15. RTF/PTF or LGU will provide free transportation to LGU of final destination.



16. Complete the remainder of your quarantine (total of 14 days) at the city/municipal/barangay quarantine facility, or at home if permitted by your LGU.

17. Once released from quarantine by LGU, continue observing minimum health standards like wearing of face mask, maintaining physical distance and washing of hands. Also, keep your immune system always high by having enough sleep, eating the correct food and doing regular physical exercise.



INTERNATIONAL ARRIVAL PROCESS FOR NON-OFWS AND FOREIGN NATIONALS AT NINYOY AQUINO INTERNATIONAL AIRPORT EFFECTIVE 1 FEBRUARY 2021

1. From the point of origin, you are required to register to E-CIF to secure a unique QR Code to be presented to One Stop Shop (OSS) upon arrival in the Philippines.



NAIA Terminal 2 PAL Passengers:
<https://bit.ly/MNLPALeCIF>

NAIA Terminal 1 and Terminal 3 Foreign Airlines:
www.padlab.ph/DLS/PassengerCIF



2. Pre-book at any Bureau of Quarantine (BOQ)-accredited quarantine hotel facility for at least seven (7) days beginning on your arrival date in the Philippines. Also, have a ready cash of Php 4,000.00 for RT-PCR Testing and corresponding amount for transportation expense.

3. Upon arrival at the airport, submit the accomplished Health Declaration Form to the Bureau of Quarantine.



AOU

4. Non-OFWs/Foreign Nationals will be led to the OSS Briefing Area for a short briefing by the Philippine Coast Guard (PCG) on quarantine protocols and distribution of Affidavit of Undertaking.

5. Proceed to Department of Tourism (DOT) Desk for validation/ endorsement/ confirmation of quarantine hotel facility.



INTERNATIONAL ARRIVAL PROCESS FOR NON-OFWS AND FOREIGN NATIONALS AT NINYOY AQUINO INTERNATIONAL AIRPORT EFFECTIVE 1 FEBRUARY 2021



6. Proceed to Private Laboratory Desk for Validation & Confirmation of Data and make payment of Php 4,000 for RT-PCR Testing to be conducted in your chosen quarantine hotel facility.

7. Proceed to Bureau of Immigration (BI) for clearance.



8. Proceed to baggage claim and customs inspection

9. Submit duly accomplished Affidavit of Undertaking to the Philippine Coast Guard (PCG).



10. Board airport taxi/hotel shuttle service to bring you to your chosen quarantine hotel facility and observe strict quarantine procedure.

11. While on quarantine, take time to plan for your follow-on travel upon getting negative RT-PCR test results and BOQ Health Clearance.

Consider the following:

- Airline or bus ticket
- Letter of Acceptance from your own local government unit (LGU)
- Travel Pass from any PNP office at point of departure



INTERNATIONAL ARRIVAL PROCESS FOR NON-OFWS AND FOREIGN NATIONALS AT NINYOY AQUINO INTERNATIONAL AIRPORT EFFECTIVE 1 FEBRUARY 2021



12. On Day 6, conduct of RT-PCR Swab Testing at the quarantine facility by assigned COVID-19 Private laboratory. Continue observing strict quarantine protocols while waiting for test results.

13. Upon receipt of your negative RT-PCR result via email, expect to receive the Bureau of Quarantine Health Certificate indicating actual number of days on quarantine.



14. Present yourself to the quarantine hotel facility in-charge with documents mentioned in item 12.

15. Upon clearance, avail of authorized transportation means to your final destination. Do not loiter around and expose yourself to possible source of transmission. Your delay in reporting to your LGU can be a ground for imposition of another 14 days quarantine. Always observe health protocols during your travel.



16. Upon arrival in your locality, report to your barangay officials for accounting and instructions. Your LGU has been informed earlier about your arrival through a DILG mechanism.

17. Complete the remainder of your quarantine (total of 14 days) at the city/municipal/barangay quarantine facility, or at home if permitted by your LGU.



18. Once released from quarantine by LGU, continue observing minimum health standards like wearing of face mask, maintaining physical distance and washing of hands. Also, keep your immune system always high by having enough sleep, eating the correct food and doing regular physical exercise.